



EVENTS

NASF Management Conference
 Washington Forum
 SUR/FIN 2009
 Conference Program
Technical Conference
 Bright Design Challenge
 SUR/FIN 2010

Welcome, you are logged in as:
 ID - 27660
 Hideyuki Kanematsu, Professor

[Print this page](#)
[Log-out](#)
[Text Only Site](#)

My membership in NASF has given me access to networking with my peers that has proven invaluable in saving my company time and money. Add on the savings incurred from our government regulatory program and it's a win-win every time.

Ray Lucas, President, Valley Chrome Corporate – Job/Captive Shop Member

→ **EVENTS** → **SUR/FIN 2009** → Technical Conference

Track I	Track II	Track III
Preliminary Session: The Global Outlook on Nickel	Session 1: Surface Finishing Research	Session 2: Surface Preparation
Chair: Christian Richter	Chair: Eric Brooman	Chair: William Nebiolo
Dr. Eric Brooman, Winner Scientific Achievement Award, Blum Lecture: Nickel in Surface Finishing: A Glorious Past – An Uncertain Future	No Presentation	No Presentation
Tony Hart, European Regulatory Action on Nickel and REACH , European Nickel Industry Association	Separation of Liquid Organic Mixtures by Diffusional Permeation Through Non-Porous Polymer Membranes , Xavier Albert Ventura, Laboratory of Electrochemical Research & Development	A Comparison of the Advantages and Disadvantages of Assorted Mass Finishing Techniques , William P. Nebiolo, REM Chemicals, Inc.
Dr. Hudson Bates, Recent Scientific and Technical Developments on Nickel , Nickel Institute	Removal of Hexavalent Chromium by Emulsion Liquid-Phase Separation Membrane Technique , Xavier Albert Ventura, Laboratory of Electrochemical Research & Development	Cleaning Processes for High-Quality Plating , Barbara Kanegsberg, BFK Solutions, LLC Technical Paper
Moderator: Christian Richter Panel: Warren Smith, Vale Inco (Canada), Francisco Martins, Votorantim Metals (Brazil), Surface Finishing Industry Representative (Japan), and Patrick Benaben (France)	Removal of Iron and Other Metal Impurities from Chromium Plating Solutions , Dr. Sergey S. Kruglikov, Nadya Kolotovkina & Tatyana Ladygina, S.S. Kruglikov Consultants Technical Paper	A Method for Quantitative Determination of the Cleaning Power & Capacity of the Aqueous Cleaning Solutions, Dr. M. Aroyo, Technical University of Sofia, Bulgaria Technical Paper
Electrochemical Regeneration of Cupric Chloride Etching Solutions , Dr. Sergey Kruglikov, Dmitry Turaev & Ann Busikova, S.S. Kruglikov Consultants Technical Paper	Niobium Electropolishing Using a HF Free Electrolyte , A. Lozano-Morales, M. Inman, and E.J. Taylor, Faraday Technology, Inc. Technical Paper	
Replacement of a Perchloroethylene Degreaser , Allison Marsh, Concurrent Technologies, Mary Cera, Oklahoma Air Logistics Center & Aurelio Irizarry, Air Force Research Laboratory Technical Paper	Surface Cleaning with Laser Technology , George Heidelmann, Adapt Laser Systems Technical Paper	
Technical Conference Reception		

Session 3: Surviving 2009 Economic Outlook & Advice	Session 4: Light Metals Finishing	Session 5: Decorative Plating
Chair: Michael Siegmund	Chair: James Lindsay	Chair: Mike Barnstead
	Direct Plating of Electroless Nickel onto Magnesium , Rich Bellemare, OMG	A New Plating-on-Plastic Process for Chrome Plating Non-ABS Substrates , Robert Hamilton, MacDermid Inc.,

	Electronic Chemicals Technical Paper	Charles Buechler & Stuart Brown, General Motors Technical Paper
<p>Keynote: Dr. Ken Mayland, ClearView Economics, LLC, What will be the Signs of the Coming Recovery</p>	Selective Plating on Titanium Alloys , Darrin Radatz, Ani Zhecheva & Sid Clousera, SIFCO Applied Surface Concepts Technical Paper	Metallizing of Plastics with Virtually Hexavalent Chromium Free Etch Solutions , Dr. Andreas Fath, Hans Grohe AG & Dr. John McCaskie, Surface Science Consultants Technical Paper
	Zincate Free Plating of Beryllium, Magnesium, Aluminum and Their Alloys , Dr. John W. Bibber, Sanchem, Inc. Technical Paper	Electroless Plating on Plastic Induced by Selective Laser Activation , Y. Zhang & J.S. Nielsen, Technical University of Denmark & P.T. Tang, IPU
	Sputter Seeded Activation for Electroless Nickel Plating on Composite Alloys , Dr. Leonard Nanis, LN3 Electrochemical Engineering Technical Paper	Investigations into the Performance of Multi-layer Nickel Coatings in both CASS and Exhaust Gas Corrosion Testing , Mike Barnstead, MacDermid & Will Schumacher, General Motors Technical Papers
<p>Panel Discussion: How will you survive 2009 to the Recovery</p> <p>Moderator: Michael Siegmund</p> <p>Panelists: Dan Brockman, Tech Metals, John Lindstedt, Artistic Plating, Jim Jones, Dixie Industrial Plating</p>	Comparison of Micro Arc Oxidation and Friction Stir Processed Coatings on Aluminum Alloy, Sudhir Baral, Anand Patil, Raghu Raj Rangaraju, Prasad Kalala, Raja K.S. & Misra M., University of Nevada, Reno Technical Paper	Maximizing Decorative Electroplating Productivity by Optimizing the Rack Design for a Family of Ten Different Door Handles , Bart van Den Bossche, Alan Rose, Jim Sweney & Jerry Phillips, Elysa Technical Paper
	New Energy Saving Electropolish/Anodize Process Produces "Type 23" Heavy Thickness and Salvage Hard Anodize for Discrepant/Worn Part Repair , Fred C. Schaedel, Alpha Process Systems Technical Paper	Alloys of Color , Ralph Dixon, Basically Nickel Technical Paper

Session 6: Surviving 2009 - Regulatory Outlook & Advice Chair: Jeff Hannapel	Session 7: Trivalent Passivates: Are they Hexavalent Cr Free? Chair: Eric Olander	Session 8: Functional Plating Chair: Jennings Taylor
Regulatory Trends in Surface Finishing , Christian Richter, The Policy Group	Behavior of Trivalent Passivates in Accelerated Corrosion Tests, Tom Rochester, Plating Systems and Technologies, Inc Technical Paper	Ternary Alloy Process in Electroless Deposition Deposits , Duncan Beckett, MacDermid, plc Technical Paper
Fundamentals of Global EHS Regulations and How They Impact the Surface Finishing Industry , Darrin L. Lacheta, Tosoh SMD, Inc.		Advancement in PTFE Dispersions for Electroless Nickel Co-Deposition , Nicole Micys, MacDermid, Inc. Technical Paper
REACH: Emerging Compliance Challenges , Martha Marrapese, Keller & Hackman	Why do trivalent chromates work in one shop and not in another shop? Do trivalent chromates turn to hexavalent while they are in the field?	Comparison of Electroless Nickel & Functional Chromium , George E. Shahin, CEF, Atotech USA Technical Paper
Outlook on OSHA Priorities for 2009, U.S. Department of Labor Representative	Panel Discussion: Behavior Trivalent Passivates in Accelerated Corrosion Tests Moderator: Eric Olander Panelists: George Brutchen, Delphi (retired), Frank Altmayer, Scientific Control Labs Inc, Skip Griffin, MacDermid, James Jones, Dixie Industrial Plating, Doris Hill, GM & USCAR, Bing Xu, Ford & USCAR (invited) Presentations: Trivalent Chromium Issues Hexavalent Chrome in Trivalent Passivates?	A Stable Nanocrystalline Alloy Functional Coating, Allen R. Jones, Joe Hamann, Christopher A. Schuh & Alan C. Lund, Xtalic Corporation Technical Paper
Managing Compliance in Tough Economic Times , Joelle Zak, Scientific Control Laboratories, Inc.		Hard Chromium Plating Process Using Ionic Liquids , Patrick Benaban, Ecole Nationale Supérieure des Mines Technical Paper

	Sur-Fin 2009 Trivalent Chrome Panel Discussion Automotive Finishing: Recent Developments	
A Friendly Roadmap Through Environmental Air Quality Compliance Options, Robert Richardson, Pacific Rim Design and Development		Recent Developments in the Field of Aluminum Deposition Using Ionic Liquids , Megan Turner, BASF Corporation Technical Paper

Session 9: Green Surface Finishing	Session 10: Surface Finishing Research	Session 11: Precious and Specialty Metal Plating
Chair: Peter Gallerani	Chair: Melissa Klingenberg	Chair: William Sepp
Surface Finishing for the New Energy Economy , Dr. Keith Legg, Rowan Technology	Shockwave Induced Spraying: A New Cost-Effective Solid-State Spraying Process , Dr. Julio Villafuerte, Centerline Windsor Ltd.	Platinum Plating for Turbine Blades: Technology Development and Process Improvement , Stewart J. Hemsley & Dr. Zhou Wenxiu, Metalor Technologies Technical Paper
Activity Based Energy Usage & Cost for Surface Finishing Facilities , Peter Gallerani, Integrated Technologies, Inc.	Comparison of Biological Toxicity of Several Plating Products by Mammalian Cells , Dr. Akiko Ogawa, Dr. Naoaki Okuda & Dr. Hideyuki Kanematsu, Suzuka National College of Technology Technical Paper	Silver Plating from Cyanide Free Solutions , Steven Burling, Stewart Hemsley & Priscilla Hong, Metalor Technologies Technical Paper
Case Study: Reducing Water Usage and Wastewater Treatment Costs in an Electroplating Operation , Joelle Zak, Scientific Control Laboratories, Inc.	Change of Residual Stress with Alloy Film Formation by HSSL Process , Dr. Hideyuki Kanematsu, Kaori Shirakihara & Dr. Daisuke Kuroda, Suzuka National College of Technology Technical Paper	Analysis of Gold Consumption for the SBE Plater, Vibratory Plating and Barrel Plating, Dr. George Hradil, Technic Inc. Technical Paper
Reciprocating Air Knife (RAK) System for Drying Plating Racks, Daniel VanderPyl, Sonic Air Systems, Inc. Technical Paper	Bright Tin Plating Baths , Dr. Sergey Kruglikov, E. Averin, Kiryll Smirnov, Valery I. Kharlamov, S.S.Kruglikov Consultants Technical Paper	A New Low Ammonia, High Speed Palladium-Nickel Electroplating Process for Connector Applications , Mike Toben and Wan Zhang, Rohm and Haas Technical Article
Being a "GREEN" Finisher Can Mean Savings of Tens of Thousands of Dollars: How the Latest Technologies in Automated Covered Tanks are No Longer Just Saving You Energy, Brody Hankinson, KCH Engineered Systems Technical Paper	Development of Galvanostatic Pulsed Regimes to Deposit Uniform Arrays of Indium Nano-bumps for Flip Chip Bonding , W. Graham Yelton, Sandia National Laboratories	Sn-Ag Alloy Plating Films Mitigating Biofilm Formation , Dr. Hideyuki Kanematsu, Suzuka National College of Technology, Dr. Sheelagh Campbell & Dr. Iwona Beech, University of Portsmouth Technical Paper
Environmentally Friendly Plating System , Toshiaki Murai, Dipsol of America Inc. Technical Paper	Effect of Organic Additives for e-CMP of Copper, P. Cojocar, F. Muscolino, L. Magagnin & P.L. Cavallotti, Politecnico de Milano Chemistry & A.C. West, Columbia University Technical Paper	Indium Alloy as Cadmium Brush Plating Replacement , Paul Brezovec, Concurrent Technologies Corp.

Session 12: Unresolved Issues: The Future of Surface Finishing for Defense Applications	Session 13: Organic Finishing	Session 14: Zinc and Zinc Alloy Surface Finishing
Chair: Keith Legg	Chair: Steve Burling	Chair: Rick Delawder
The Emerging Future of Surface	Surface Finishing of Concrete Structures by a Silane Series Solvent , Dr. Hideyuki Kanematsu, Suzuka National College of Technology, Dr.	Dedicated Processes for Electroplating on Fasteners , Jean-Jacques Duprat, Coventya

Technology , Dr. Keith Legg, Rowan Technology	Kazumi Murakami, Mie Prefecture Industrial Research Institute & Dr. Kazuhiro Nakata, Osaka University Technical Paper	Group Technical Paper
Chromate Replacements in Naval Aircraft , Bill Nickerson, US Navy	Environmentally Friendly Anticorrosive Primer for Coil Coating Applications Based on Oxy-Amino-Phosphate of Magnesia, ArieH Calahorra & Saheer Khatib, Pigmentan Ltd. Technical Paper	Acid Zinc Nickel: A New Chapter in Zinc Nickel Plating , Irene Kubitz, Atotech Deutschland GmbH
Corrosion Prevention and Surface Technology Challenges for the Navy and Other DoD Coating Problems , Don Heileman, National Surface Technology Center	Corrosion Resistance Mechanism of Chromium Free Zinc-Rich Paint Film on Scratched Areas , Yasuhau Takayama, Yuken Industry Co., Ltd. Technical Paper	A Reality for Nano-Technology - High Performance Metal Surface Finishing by Nano-Ceramic Coating , Dr. Jay C-J Chu & Dr. Peter-Klaus Kos, Nanomate Technology
OEM Drivers and Replacement Options for Aircraft , Steve Gaydos, Boeing	How to Increase First Time Quality by Reducing Paint Defects, Kevin Lockwood, Paint Performance Consulting Technical Paper	Blackening Processes for Zinc Coatings, Tom Rochester, Plating Systems and Technologies, Inc. Technical Paper
Hard Chromium Replacement in Air Force Maintenance, Repair and Overhaul, Melissa Klingenberg, Concurrent Technologies	Laser Depainting at Air Logistics Centers: An Update, Thomas Naguy, Air Force Research Laboratory	Effect of Surface Processing Variables on Hydrogen Embrittlement of Steel Fasteners Part 2: Electroplating and non Electrolytic Processes , S. Brahim, IBECA Technologies Corporation & S. Yue, McGill University
Effect of Surface Processing Variables on Hydrogen Embrittlement of Steel Fasteners Part 2: Electroplating and Non-electrolytic Processes, S. Brahim, IBECA Technologies Corp. & S, Yue, McGill University	UV-Curable Coatings for DoD Applications: An Update, Georgette Nelson, Concurrent Technologies	Nano Particle Based Trivalent Passivates , Skip Griffin, MacDermid, Inc. Technical Paper

© 2009 NATIONAL ASSOCIATION FOR SURFACE FINISHING · WWW.NASF.ORG
 PHONE: (202) 457-8404 · FAX: (202) 530-0659
 1155 15th Street, NW · Suite 500 · Washington, DC 20005

SURFACE FINISHING · AUTOMOTIVE DESIGN · CONSUMER PRODUCTS · INDUSTRIAL PRODUCTS
 MANUFACTURING · DECORATIVE PLATING · ASSOCIATION · EDUCATION
 CONTINUING EDUCATION · RESEARCH · SCHOLARSHIP

Surface Finishing of Concrete Structures by a Silane Series Solvent

*Hideyuki Kanematsu^{*1}, Kazumi Murakami^{*2}, Kazuhiro Nakata^{*3}*

**1: Suzuka National College of Technology*

**2: Mie Prefecture Industrial Research Institute*

**3: Osaka University*

In many parts of the sewage line, concrete structures have been used. In those environments, hydrogen sulfide gases are very easy to be evolved. The gases are often changed to sulfuric acid, being aided by biofilms' action on the concrete. The sulfuric acid penetrates into the concrete structures and deteriorates them gradually due to the decrease of pH. Conventionally, the epoxy resin was used to protect the penetration of sulfuric acid. However, the thickness of the epoxy coating requires several millimeters. Therefore, we developed a silane compounds which could protect the penetration with the thickness of 300 micrometers. The performance and problems were testified and discussed in this study.

For more information contact:

Professor Hideyuki Kanematsu, Ph.D, FIMF

Dept. MS & E

Suzuka National College of Technology

Shiroko-cho, Suzuka, Mie 510-0294

Japan

Email: kanemats@mse.suzuka-ct.ac.jp

Web: <http://www1.mint.or.jp/~reihidek/>

1. INTRODUCTION

In Japan, sewage lines have been developed very rapidly and maintained since 1970s. Nowadays, the number of miles is about 221,000 (355,000 km) . When one pays attention to the concrete rebar pipes, it reaches about 40,000 miles (64,000 km)⁽¹⁾. The corrosion and the following deterioration phenomena for sewage line concretes were already observed at sewerage pipes in Los angeles, USA, 1900. And also in Japan, laboratory and fields tests about the technical problem have been carried out so far. In 1987, “Guideline & Manuals for Protective Concrete Coating of Sewage Line” about the problem was established by Japan Sewage Works Agency⁽²⁾⁻⁽⁴⁾. Nowadays, most of Japanese engineers in this field very often refer to this guideline.

The corrosion and deterioration of concrete in sewage lines are originally induced by sulfate reducers and sulfur oxidizing bacteria reacting with hydrosulfate flowing into waste water. The reaction changes hydrosulfate into sulfuric acid via hydrogen sulfide and the sulfuric acid decreases the pH of concrete which leads to the structure collapse finally, since the concrete loses alkalescency. Therefore, the guideline also mentioned above describes the coating-type resin lining technique in detail as one of effective corrosion protection methods, since the coating could protect the penetration of sulfuric acid. However, the technique requires the multiple repetition of coating which increases the thickness as a result and leads to high cost, particularly when the concrete structure would be used in high concentration of hydrogen sulfide.

In this paper, we investigated a silane compound for the application to sewage concrete structures, since it might shorten the term of works by saving the repetition number and cut the cost by decreasing the thickness of coating.

2. CORROSION OF CONCRETE IN SEWAGE LINES AND ITS COUNTERMEASURE

Generally speaking, the corrosion of concrete in sewage line occurs through

the following steps:

#1: The sulfate ion which comes from cleaning substances for domestic use, aluminum sulfate in filtration plants etc. mixes into sewage water.

#2: The biological reactions between sulfate ion and anaerobic sulfate reducing bacteria occur and hydrogen sulfide (H_2S) forms.

#3: Hydrogen sulfide gas diffuses into air through turbulence of sewage water or polluted mad.

#4: Hydrogen sulfide gas is absorbed into water condensed on side walls or ceilings made of concrete in sewage system.

#5: In the condensed water, sulfuric acid forms through the reaction between hydrogen sulfide and aerobic sulfur oxidizing bacteria.

#6: The formed sulfuric acid reacts with calcium hydroxide ($Ca(OH)_2$), ettringite ($3CaO \cdot Al_2O_3 \cdot 3CaSO_4 \cdot 32H_2O$) etc. from concrete to form gypsum ($CaSO_4 \cdot 2H_2O$), which deteriorate concrete structures finally.

The following countermeasures against the corrosion phenomena mentioned above are now investigated.

#1: Mitigation of occurrence: Inhibition of sulfate ion into sewage water, restraint of anaerobic environment etc.

#2: Inhibition of corrosion: inhibition of hydrogen sulfide diffusion, dilution of hydrogen sulfide in gas phase etc.

#3: Corrosion protection: Application of anti-sulfuric acid materials, the increase of anti-sulfuric acid property of concrete, coating of concrete surfaces.

As maintenance and anti-corrosion technique for new concrete, coating-type techniques have been often used. The guideline for anti-corrosion by Japan Sewage Works Agency⁽³⁾ defines four ranks as A, B, C, D_1 according to the performances. And D_1 is used for the severest environment among them. The properties required for D_1 are shown in the following table (Table 1).

Table 1 Specification for D_1 category

Inspection Item	Test Method	Specification for D_1
Appearance	JIS K5600-1-1:1999	No wrinkles, irregularity,

		peeling, cracking of coating
Adhesiveness	JIS A6909	>1.5MPa at standard state >1.2MPa at water absorption state
Acid tolerance	JIS K5600-6-1	No bunch, cracking, softening, dissolution of coating after 60 days immersion in 10% sulfuric acid solution
Penetration depth of sulfuric acid	EPMA	<5% penetration depth of the designed thickness And <100 μm , After 120 days immersion in 10% sulfuric acid solution
Alkali resistance	JIS K5600-6-1	No bunch, cracking, softening, dissolution of coating after 60 days immersion in calcium hydroxide saturation solution
Permeability	JIS A1404	<0.15g of transmissibility coefficient

It should be noted that the penetration rate of sulfate ion into the coating layer is regulated. In fact, the guideline describes that the appropriate technique compatible with the specification should be multiple repeated coating processes ⁽³⁾ which the thick coating layer would form as a result. In this experiment, we applied a silane compound to concretes for sewage lines and tried to reduce the

thickness of coating down to 300 micro meters and also to decrease the repetition numbers of coating down to two times, so that the thinner silane compound coating would satisfy the specification for D₁ category shown in Table 1.

3. EXPERIMENTAL

3.1 Inorganic sealer

Conventionally, epoxy and polyurethane resins have been mainly diluted by a thinner and the resin component of them has been used for the purpose of sealing⁽⁵⁾. However, they could not seal the micro pores of thermal spray coating perfectly, since the solid contents were low. And as a result, they failed to increase the coating performances. Therefore, we used a quite different sealer based on silane compounds in the series of investigation to overcome the defects of conventional sealers. One of the authors has already investigated the sealer in the past⁽⁶⁾ to increase the corrosion resistance of thermal spray coating and it was already patented by D & D Corporation⁽⁷⁾. Now in Japan, it is often used for highway bridges, runaway lights and bridge of airports etc. and earns a good reputation. At the same time, it is still investigated on laboratory scales for some other applications⁽⁸⁾. The so called inorganic sealer is based on a silane compound and a curing catalyst is added to it. It absorbs moisture components in air to form a polymer through hydrolysis – condensation reactions⁽⁷⁾. In the series of experiments, we have applied this kind of silane compound sealer to the protection of deteriorated concrete in sewage lines.

In this investigation, four kinds of silane compounds were tested by changing the molecular weights of oligomers which was composed of methyl silane and phenyl silane to fix the composition of silane compound sealer. The samples were describes in Table 2.

Table 2 Molecular weight of silane compounds used in this experiment

specimen number	average molecular weight
1	360
2	760

3	1,500
4	1,700

As curing catalyst, two kinds of titanium complex (type A and B), a kind of aluminum complex, and zirconium complex were tested to evaluate the curing rate and protection capability against sulfuric acid penetration. In order to choose an appropriate filler, titanium oxide, talc, aluminum borate whisker, glass flake, burned kaolin, attapulgite and burned scallop shell were tested. According these evaluations, the composition of silane compound sealer was fixed to apply to the coating of concrete.

3.2 Evaluation tests

Evaluation tests for the silane compound were classified into four categories in this study. The first one was carried out to fix the molecular weight of silane compound applicable to the concrete. Various compounds were coated (200g/m^2) to mortar plates (70mm x 70mm, the thickness: 20mm), hardened and kept at room temperature in 7 days. Then they were immersed into 10% sulfuric acid and the surface conditions were observed by naked eyes. And the protection capability against the penetration of sulfuric acid was also evaluated by the penetration rate of sulfate ion.

The second test was carried out to fix a curing catalyst appropriate for the coating. The four kinds of chemicals mentioned in 3.1 were added to a certain kind of silane oligomer. Then the curing rates and protection capability against sulfuric acid penetration were measured.

The third test was carried out to fix some kinds of fillers appropriate for the coating. The seven kinds of materials as filler candidate were already mentioned in the previous section. They were added to a certain silane compound and the protection capability was investigated in the same way with the first test.

From all of these three kinds of tests mentioned above, a certain composition of silane compound for concrete coating was fixed. Then it was applied to concrete coating and the characteristics were investigated how it could be complied with the specification of D1. (The fourth evaluation tests)


4. RESULTS AND DISCUSSION

4.1 Composition determination of silane compound

The silane compounds having various molecular weights shown in Table 2 were coated on mortar plates and the surface appearances were observed by naked eyes. For all specimens from No.1 to 4, titanium complex was used as curing catalyst. All specimens were damaged and peeled off due to the penetration of sulfate ion to some extent. However, the extent differs from specimen to specimen. For specimen No.1, 100% of the coating peeled off due to the penetration of sulfate ion. As for the specimen No.2, 90% of the coating peeled off. For both No.3 and 4, 5 % of the coating peeled off.



(1) specimen No.2



(2) specimen No.3

Fig.1 Surface appearances for specimen No.2 and 3.

Fig. 1 shows the observation results by naked eyes for specimen No.2 and 3. As explained in the previous report by Japan Sewage Works Agency⁽²⁾, penetrated sulfate ion reached the concrete surface through the coating layer and as a result, the concrete was deteriorated and heaved up. It suggests that the protection capability against sulfuric acid depended on the penetrate rate of sulfuric acid.

Fig 2 shows the correlation between the molecular weight of silane compound and the ratio of peeling area by the penetration of sulfuric acid. As shown in the figure, the protection capability increased with the molecular weight of silane compound.

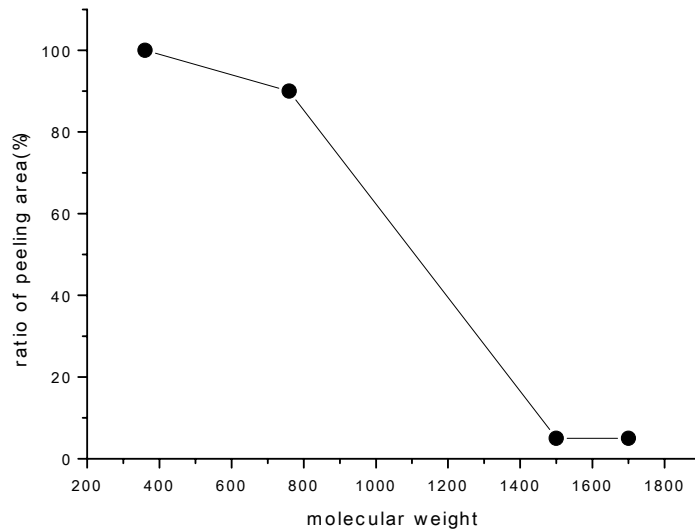


Fig.2 Correlation between ratio of peeling area and molecular weight. of silane compound

On the other hand, the durability for all of these specimens was investigated by a complex cycle environmental test (the repetition of immersion in hot water at 80 degrees Celsius for two hours and drying at 80 degrees Celsius for four hours). The result indicates that the specimen No.4 showed the micro cracks in the coating layers at the very early stage of the tests. It suggests that the internal stress in the coating induced by the repetition of wetting and drying was accumulated and the coating layer was cracked when the internal stress exceeded over the tensile stress of coating layer. From all of these tests, we chose the specimen No.3 for the following tests.

4.2 Determination of curing catalyst

Using silane oligomer having the molecular weight of 1,500, we evaluated the protection capability against the penetration of sulfate ion for the five kinds of curing catalysts by the same method with that in the previous section. As for aluminum based filler and zirconium based one, the curing process required several days more than 3 days and we concluded that they were inappropriate from the viewpoint of practical application. As for the two kinds of titanium complex, the complete curing times were 24 hours. However, the protection capability against the penetration of sulfuric acid for type A was better than that

for type B and therefore, we chose titanium complex type A was chosen for the following test.

4.3 Determination of filler

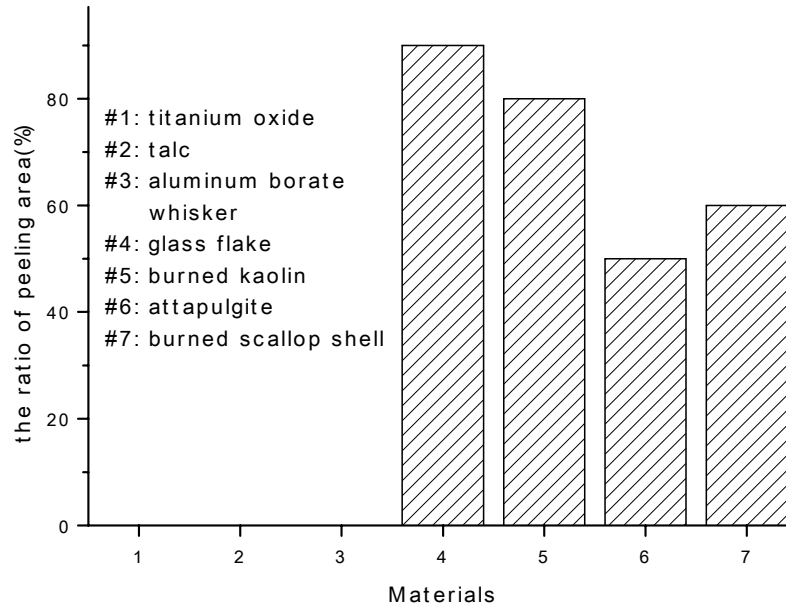


Fig.3 Change of protection capability against the penetration of sulfuric ion by the difference of fillers

Seven kinds of fillers were dispersed into the silane oligomer whose average molecular weight was 1,500, so that the weight ratio of filler to oligomer would be 0.25. And 2% titanium complex was added to the compound as curing catalyst. The specimen's protection capability against the penetration of sulfate ion was evaluated by the same method mentioned above. The results were shown in Fig.3. They suggest that the positive effects for the protection capability of concrete were remarkable for titanium oxide, talc and aluminum borate whisker fillers. However, the cost of aluminum borate whisker is relatively high and we concluded that it would be inappropriate for the practical application. Therefore, we chose titanium oxide and talk as filler in the following investigation.

As for the two kinds of filler (titanium oxide and talk), the filler ratios were changed in the following investigation to increase the protection capability against the penetration of sulfuric acid. Concretely speaking, the weight percentage of


filler was increased to 40 % for both cases, and the same investigation was carried out. When only titanium oxide was added as filler, the protection capability decreased slightly. When the mix of titanium oxide and talk (the weight ratio 1:1) were used on the other hand, the protection capability showed the same very high value with those in Fig.3. Therefore, we chose the mix of two fillers for the following experiment.

4.4 Evaluation for the performance of the new concrete coating agent

From all of the investigations and discussion described from section 4.1 – 4.3, we decided the final composition of the new silane coating agent in the following table (Table 3).

Table 3 Final Chemical composition of silane compound

Silane oligomer	Titanium oxide	Talc	Curing catalyst
60 wt%	20 wt%	20 wt%	2 wt%



The coating agent shown in table 3 was coated to the concretes. The amount of coating was 600g/m^2 corresponding to the thickness of 300 micro meters. And their performances for inspection items described by D_1 specification (Table 1)

were investigated.

As for the appearance described JIS K5600-1-1:1999, no wrinkles, irregularity, peeling nor cracking of coating were observed. The adhesiveness test according to JIS A6909 indicates that it showed 3.1MPa at the standard state and 1.9MPa at water absorption state. Both values exceeded the standard value well. The peeling of coating was not observed, but the concrete itself was broken. The acid tolerance was achieved against sulfuric acid completely. When the coated concrete was immersed in 10% sulfuric acid for 60 days, the coating did not show any damages. As for the penetration depth of sulfuric acid corresponding to the protection capability against sulfuric acid penetration directly, the penetration of sulfur element in the coating layer was not observed after 120 days immersion. The result of EPMA analysis was shown in Fig.4. Fig.4-(1) shows the element analysis for silicon and the coating layer could be confirmed in the photo. However, sulfur level was almost zero in the corresponding area in Fig.4-(2) and it indicates that the coating layer did not contain sulfur and also that the penetration of sulfuric acid did not occur within 120 days after the beginning of immersion.

The concrete specimen was immersed into calcium hydroxide solution for 60 days to investigate alkali resistance. And any change was not observed after the immersion and it indicates that the alkali resistance satisfied D₁ specification. Finally, the water permeability was 0.01 g for the new coating agent and the result also satisfied D₁ specification.

5. CONCLUSIONS

We carried out a series of experiments to develop the concrete coating for the protection against the penetration of sulfuric acid. The developed chemical was silane based oligomer with fillers and a curing catalyst. Being compared with the conventional coatings, the new coating chemical realized the complete protection against the penetration of sulfuric acid with thinner coating layer (300 micro meters) as well as other performances such as appearance, adhesiveness, acid tolerance etc., which could complied with the severest standard by Japan Sewage Works Agency completely. It should be further investigated and

developed about many practical problems including coating techniques. However, the significance of the silane compound based coating will be focused more in the near future.

ACKNOWLEDGEMENT

We authors would like to make an address of many thank for D & D Corporation (7820-20 Sakura-cho, Yokkaichi-city, Mie, 512-1211, Japan) which gave us useful suggestion, materials and contribution.

REFERENCES

- (1) Ministry of Land, Infrastructure, Transport and Tourism, Japan: <http://www.mlit.go.jp/crd/city/sewage/data/kanzaisuii.html> (Japanese)
- (2) Japan Sewage Works Agency: Report on anti-corrosion techniques and evaluation for them, 2001 (Japanese)
- (3) Japan Sewage Works Agency: Guideline & Manuals for Protective Concrete Coating of Sewage Line, 2002 (Japanese)
- (4) Uno, Y, *Deterioration of Concrete for sewage lines and Its Countermeasure*, Rust Convention & Control, Japan, 2007. **51**: p524-534. (Japanese)
- (5) Japan Thermal Spraying Society, *Handbook of Thermal Spraying*, 1998, p349-356 (Japanese)
- (6) Kanematsu, H, Barry, D.M, McGrath, P, Ohmori A, *Corrosion Protection of Metal Spray Coating by Using an Inorganic Sealing Agent for Its Micro-pores*, Proceeding of International Thermal Spray Conference & Exposition, Osaka, Japan, 2004, p.10-12
- (7) D & D Corporation, *Sealers*, Japan Patent Office (JPO) No.3816354
- (8) Kato, Y, Van Aken, D.C, Salt Fog Corrosion Testing of Al-Y-Co based Nano-crystalline and Amorphous Coatings Produced by Atmospheric Plasma Spray, The ASM International Surfaced Engineering Congress and Exposition Orland, 2004

Surface Finishing of Concrete Structures by a Silane Series Solvent

*Hideyuki Kanematsu^{*1}, Kazumi Murakami^{*2}, Kazuhiro Nakata^{*3}*

**1: Suzuka National College of Technology*

**2: Mie Prefecture Industrial Research Institute*

**3: Osaka University*

Contents

- Background of this study
- Purpose of this study
- Experimental
- Results and Discussion
- Conclusions
- Acknowledgement

Japanese Sewage Line

the total number of miles : 221,000 (355,000 km)



concrete rebar pipes : 40,000 (64,000 km)



Corrosion and deterioration of concrete



Guideline & Manuals for Protective Concrete Coating
of Sewage Line

Deterioration of Sewage Line Concrete

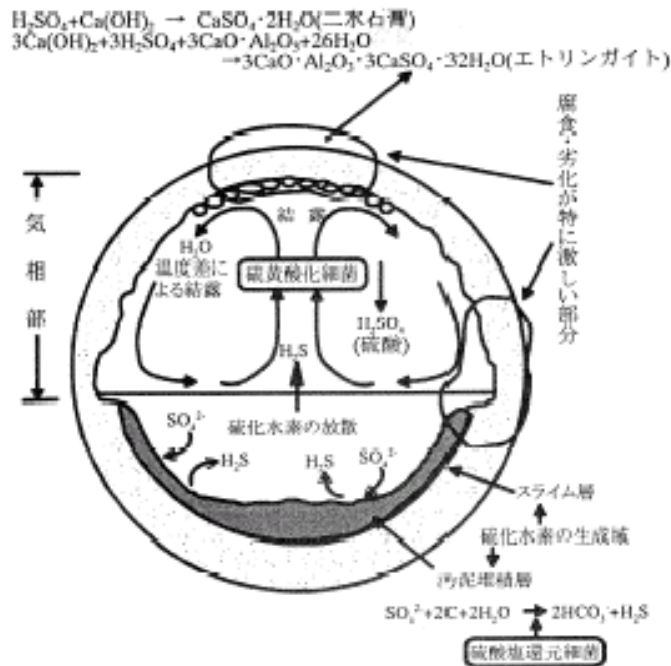
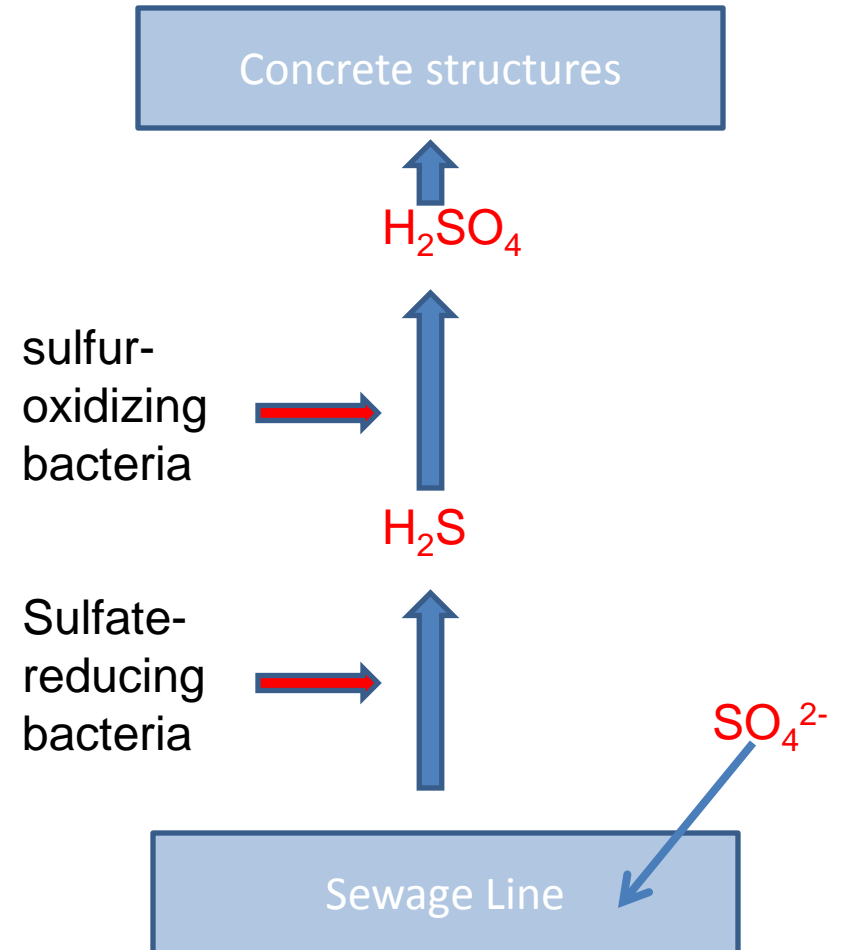


図-1 下水道コンクリートの劣化メカニズム³⁾

Sorry for Japanese descriptions!



Conventional Countermeasures

coating-type resin lining technique



Coating layers are generally thick.

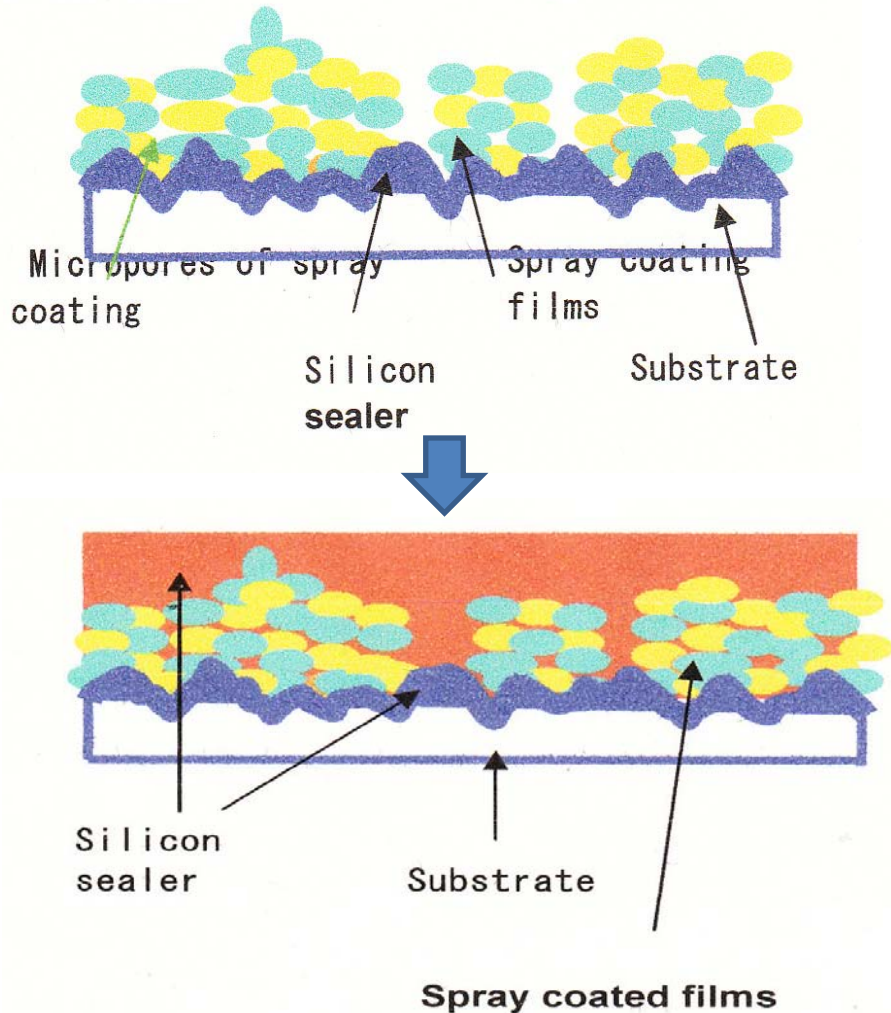


multiple repetition of coating



High cost

Silane Compound



The silane compound penetrates porous surfaces such as spray coated film & concrete structures very easily.

The silane compound is hardened by the reaction of moisture component in air. It coated the substrate perfectly.

Specification for D1 category (1)

Inspection Item	Test Method	Specification for D ₁
Appearance	JIS K5600-1-1:1999	No wrinkles, irregularity, peeling, cracking of coating
Adhesiveness	JIS A6909	>1.5MPa at standard state >1.2MPa at water absorption state
Acid tolerance	JIS K5600-6-1	No bunch, cracking, softening, dissolution of coating after 60 days immersion in 10% sulfuric acid solution

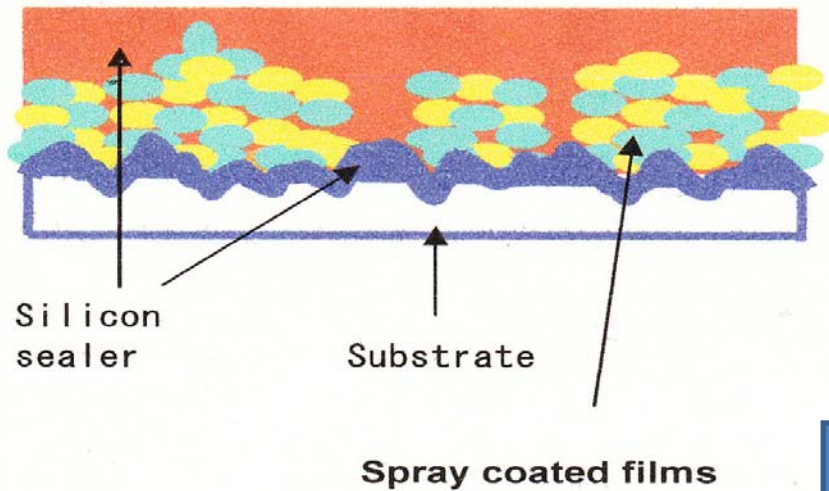
Specification for D1 category (1)

Inspection Item	Test Method	Specification for D ₁
Penetration depth of sulfuric acid	EPMA	<5% penetration depth of the designed thickness And <100 μm, After 120 days immersion in 10% sulfuric acid solution
Alkali resistance	JIS K5600-6-1	No bunch, cracking, softening, dissolution of coating after 60 days immersion in calcium hydroxide saturation solution

Specification for D1 category (1)

Inspection Item	Test Method	Specification for D ₁
Permeability	JIS A1404	<0.15g of transmissibility coefficient

Purpose of this study



Concrete structures
for sewage lines.

Does the very thin silane compound
satisfy D1 specification?

Can the very thin silane compound
block sulfuric acid?

Experimental 1

Silane compound



```
graph TD; A[Silane compound] --> B[Determination of molecular weight]; B --> C[Selection of curing catalyst]; C --> D[Selection of appropriate filler]; D --> E[Evaluation];
```

The diagram is a vertical flowchart with five steps. The first step, 'Silane compound', is contained within a blue rounded rectangular box. Below this box is a blue downward-pointing arrow. The second step is the text 'Determination of molecular weight'. Below this text is another blue downward-pointing arrow. The third step is the text 'Selection of curing catalyst'. Below this text is a third blue downward-pointing arrow. The fourth step is the text 'Selection of appropriate filler'. Below this text is a fourth blue downward-pointing arrow. The final step is the text 'Evaluation'.

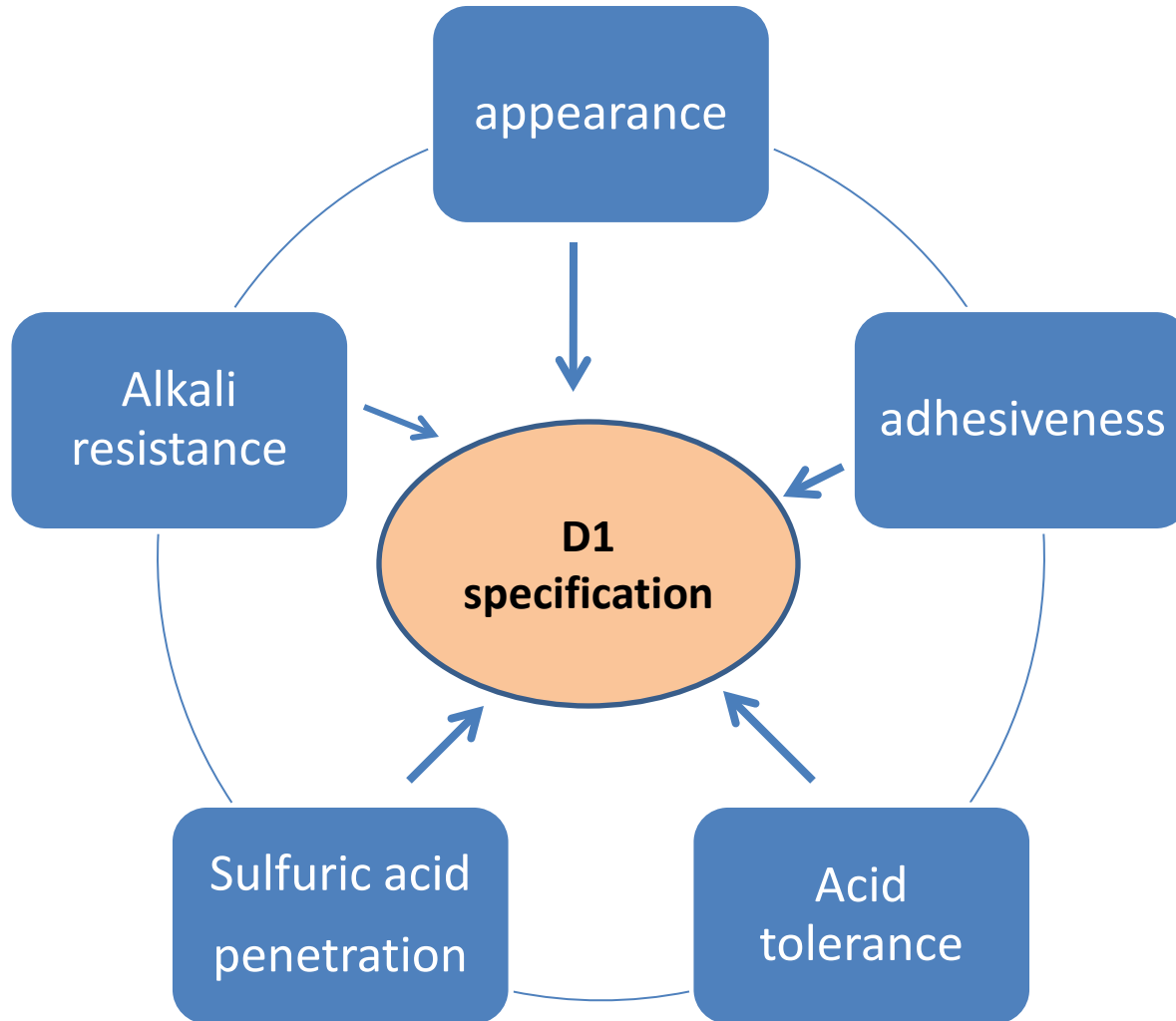
Determination of molecular weight

Selection of curing catalyst

Selection of appropriate filler

Evaluation


Experimental - Evaluation



Composition determination of silane compound



Specimen Number 2



Specimen Number 3

The deterioration of concrete heaved up the coating layer.

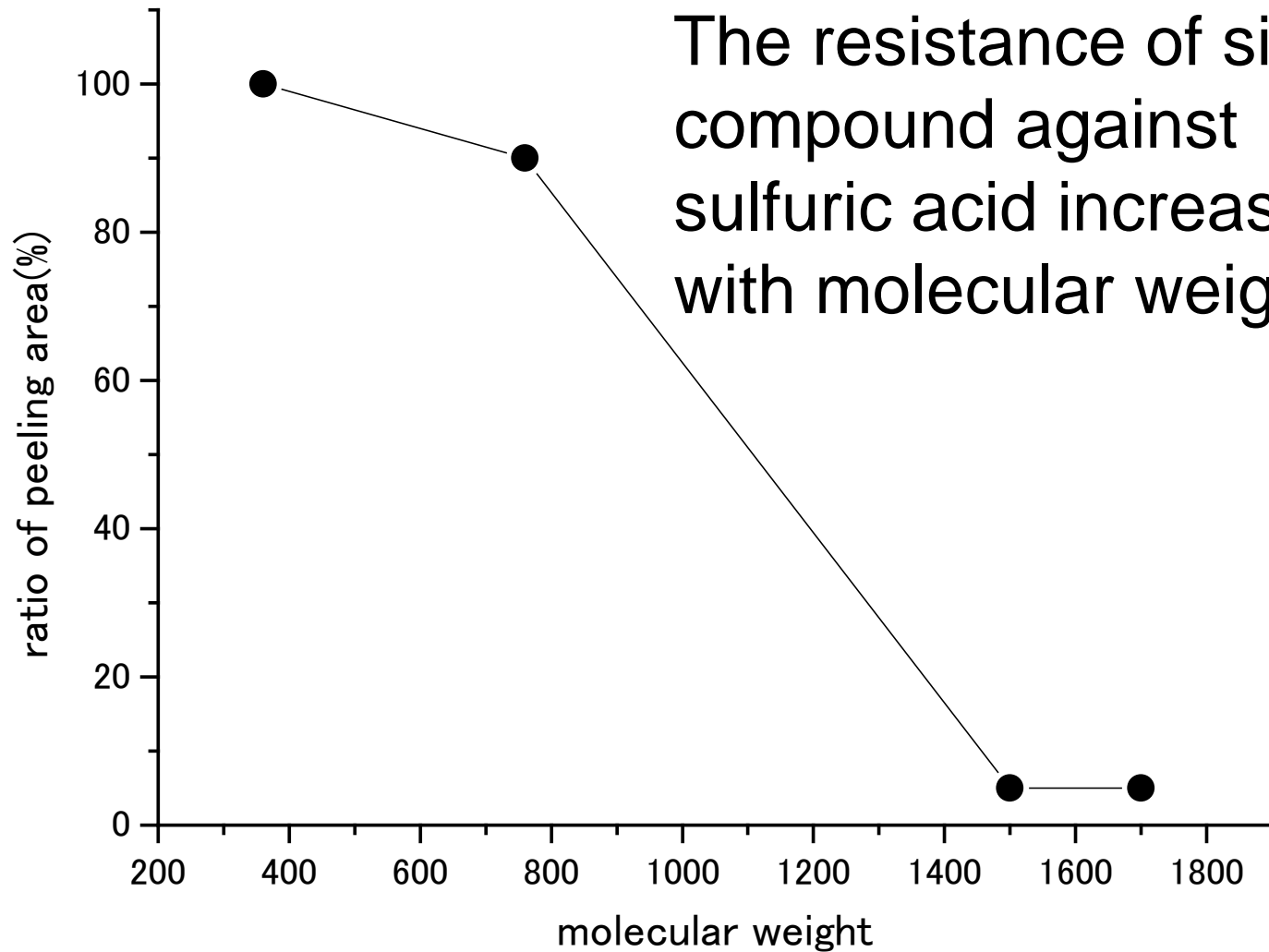


Fig.2 Correlation between ratio of peeling area and molecular weight. of silane compound

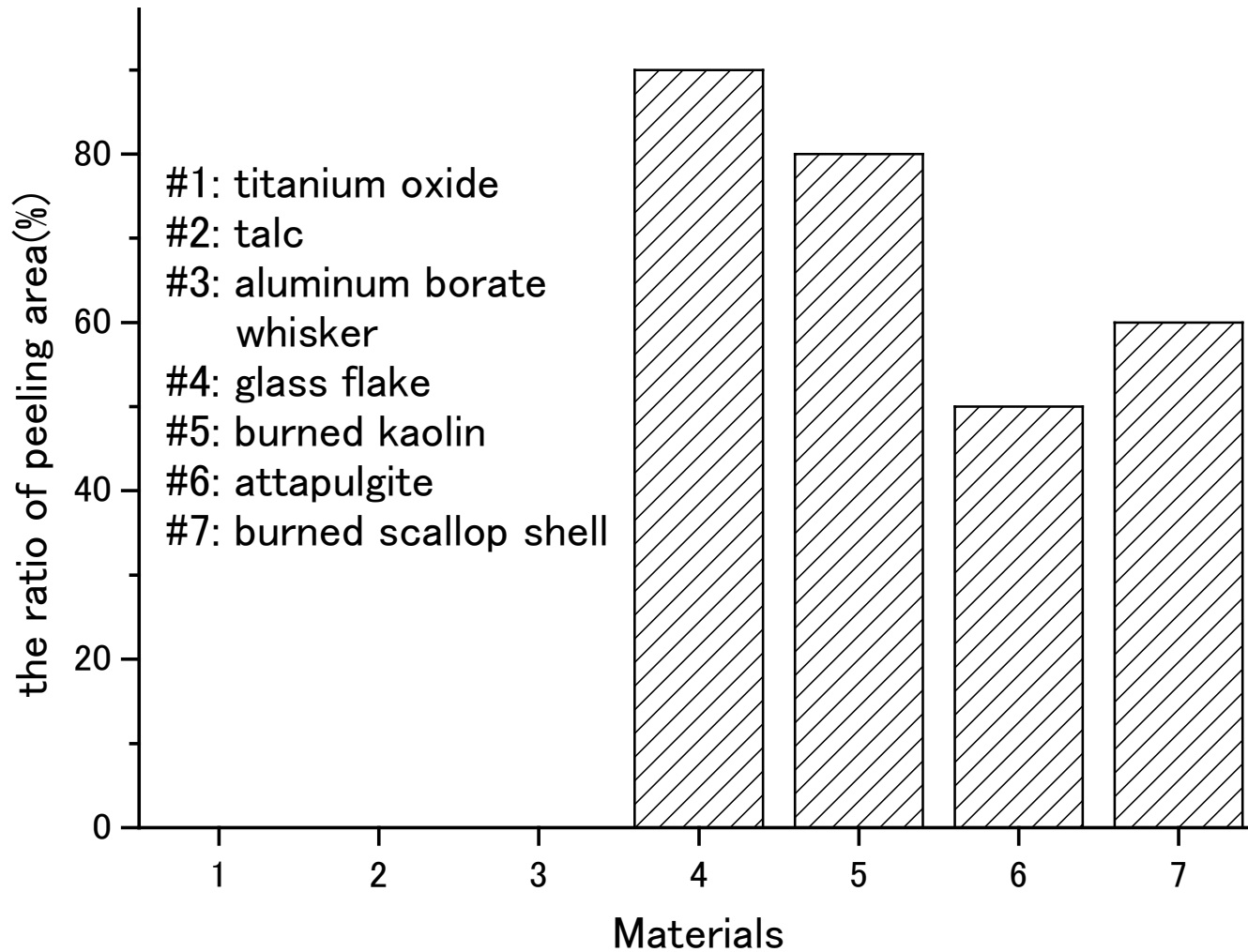
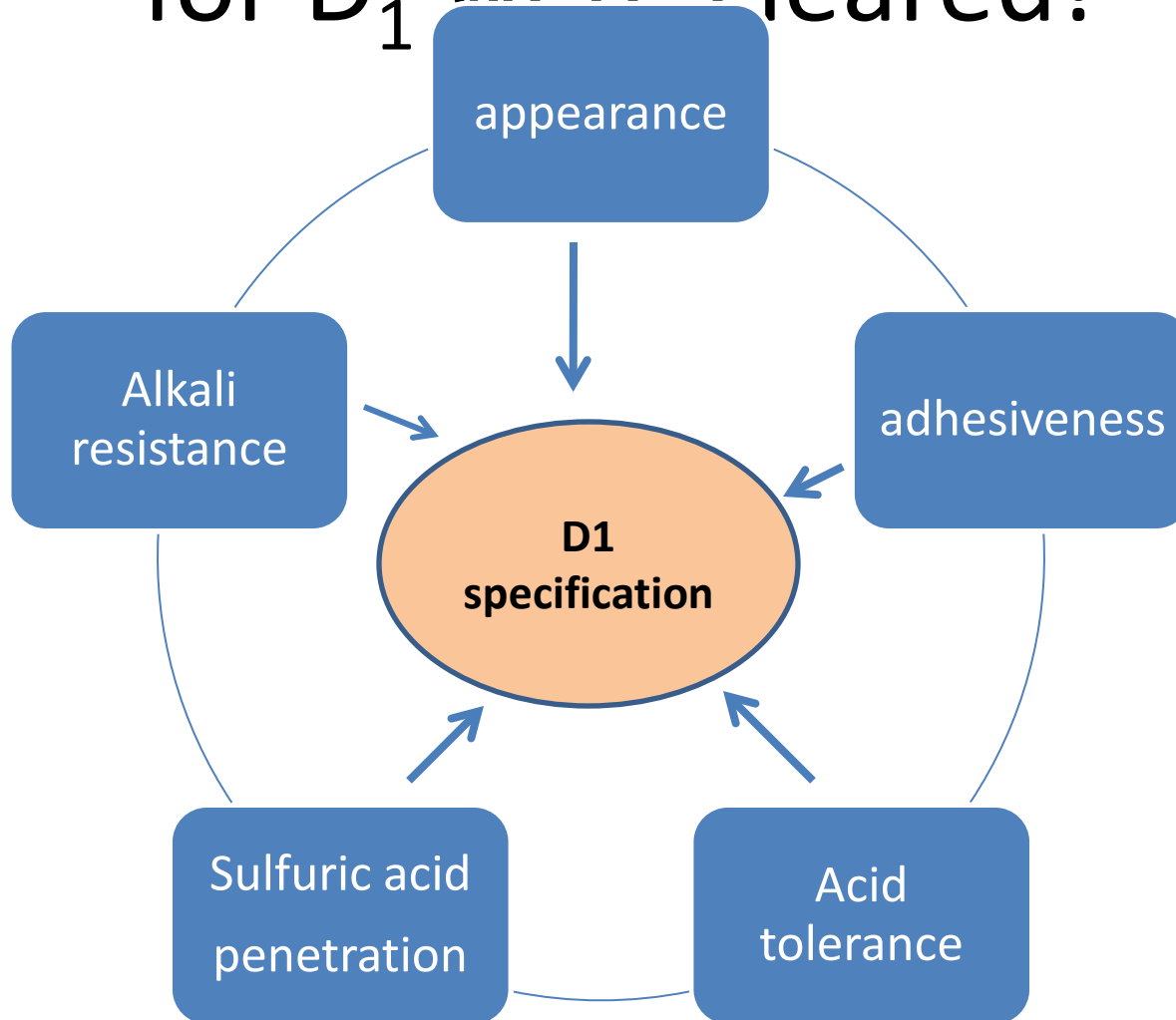


Fig.3 Change of protection capability against the penetration of sulfuric acid by the difference of fillers

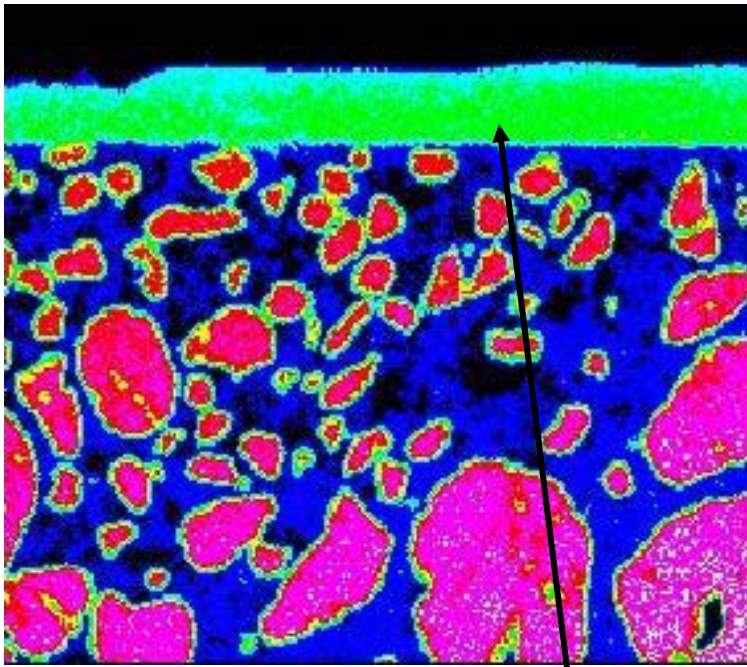
Chemical composition of silane compound decided by this investigation

Silane oligomer	Titanium oxide	Talc	Curing catalyst
60 pts. wt%	20 pts. wt%	20 pts. wt%	2 pts. wt%

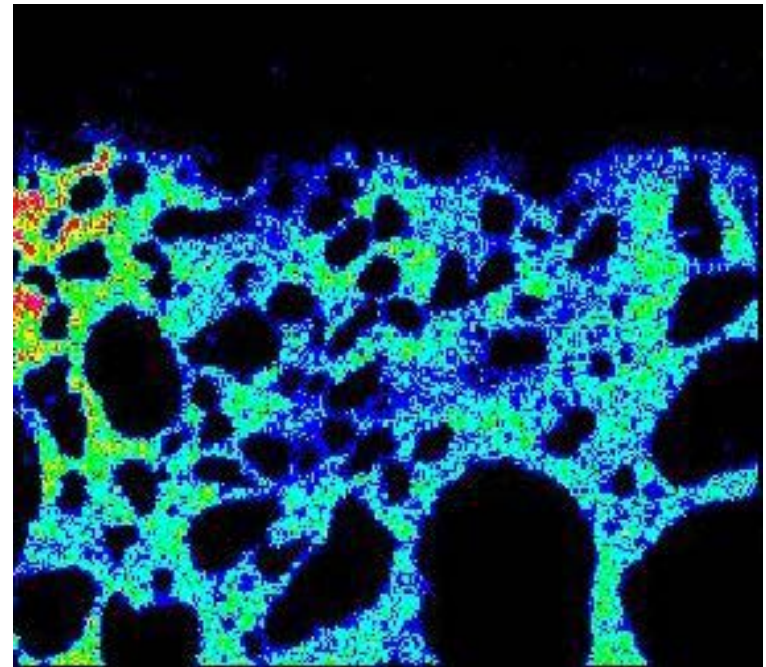
All specification items for D₁ were cleared!



EPMA results for the concrete specimen coated by the silane compound



the coating layer



Conclusions

We carried out a series of experiments to develop the concrete coating for the protection against the penetration of sulfuric acid.

The developed chemical was silane based oligomer with fillers and curing catalyst.

Conclusions 2

Being compared with the conventional coatings, the new coating chemical realized the complete protection against the penetration of sulfuric acid with thinner coating layer (300 micro meters) as well as other performances such as appearance, adhesiveness, acid tolerance etc., which could complied with the severest standard by Japan Sewage Works Agency completely.

Conclusions 3

It should be further investigated and developed about many practical problems including coating techniques. However, the silane compound based coating will increase more significant in the near future.

Acknowledgement

We authors would like to make an address of many thank for D & D Corporation (7820-20 Sakura-cho, Yokkaichi-city, Mie, 512-1211, Japan) which gave us useful suggestion, materials and contribution.